













FARBEN Führungsschienen & Blenden

				
Verkehrsweiß RAL 9016 matt	Schokobraun RAL 8017 matt	Moosgrün RAL 6005 matt	Signalgrau RAL 7004 matt	Anthrazitgrau RAL 7016 matt

ROLLLADEN LAMELLENFARBEN

						
Weiß PVC oder RAL 9016	Creme PVC	Beige PVC	Terrabraun ähnl. RAL 8028 matt	Graualuminium RAL 9007 glänzend	Moosgrün RAL 6005 matt	Anthrazitgrau RAL 7016 matt